



Pacific Pests and Pathogens - Fact Sheets

Coconut (false) scale (348)




Photo 1. Masses of adults and nymphs of the coconut (false) scales, *Aspidiotus rigidus*, on the leaf of a coconut.



Photo 2. Yellowing of mature palms, due to infestation of coconut (false) scale, *Aspidiotus rigidus*.



Photo 3. Yellowing and drying of leaflets of a coconut frond infested by the coconut (false) scale, *Aspidiotus rigidus*.

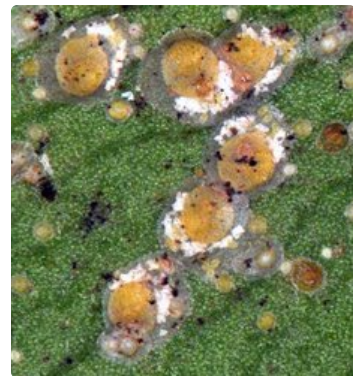


Photo 4. Close-up of female coconut (false) scale, *Aspidiotus rigidus*, showing the crescent of egg skins at the margins of the armour or scale cover.



Photo 5. Slide-mounted body of the coconut scale, *Aspidiotus destructor*.



Photo 6. Slide-mounted body of the coconut (false) scale, *Aspidiotus rigidus*.




Photo 7. Adults and nymphs of the coconut scale, *Aspidiotus destructor*. Note that the egg skins are around the margin in contrast to those of the coconut (false) scale, which are in a crescent on one side of the cover.

Common Name

Coconut scale, coconut false scale

Scientific Name

Aspidiotus rigidus; previously *Aspidiotus destructor rigidus*.

Distribution

Narrow. Indonesia and the Philippines (several provinces).

Hosts

Coconuts, and other palms, including ornamentals. It also occurs on banana and mangosteen.

Symptoms & Life Cycle

The adults and nymphs occur in large masses on lower leaf surfaces, blocking air exchange, and stopping photosynthesis, and sucking the sap (Photo 1). Infestations cause leaves to yellow, wilt and dry out (Photos 2&3). Nuts are affected, too: the "meat" is less and the milk is sour. Heavy infestations cause seedlings and young palms to die.

Eggs (about 12) are laid in a crescent shape under one half of the cover or "armour" of the female (Photo 4). These hatch producing nymphs called "crawlers". Soon, they settle and form the armour, using the cast skins. More moults occur until the scale is mature, and the armour is oval to circular, 1.5-3 mm across, yellow to brown, tough and transparent. The female body, under the armour, is pale or greyish-greenish. Mature males are yellow, have wings, eyes and legs, but no mouthparts. It is not certain whether they are needed to mate with the females or eggs develop without fertilisation.

The scale prefers high humidity and is most often found on the lower side of leaves. Similarly, outbreaks of the scale are favoured in dense stands of coconuts, especially if growing in semi-wild shady conditions.

Spread occurs when crawlers disperse over short distances, or longer when carried by wind currents, vehicles, animals, birds, or on clothing. All stages are spread in the horticultural trade of plants or plant parts. The life cycle is about 45-55 days.

Impact

Since the beginning of the outbreak in the Philippines in 2009, spread of the scale has been rapid and severe. Trees have died and without a practical control measure farmers have lost incomes, resorting to cutting down dying trees and selling the wood. By 2013, the scale had spread to nearly 800,000 trees, and spread is continuing. Even moderate attack can cause copra losses of 25-50%.

Detection & Inspection

This coconut (false) scale is very similar to the coconut scale, *Aspidiotus destructor* (see **Fact Sheet no. 104**). The scale cover is tougher and more rigid than that of the *Aspidiotus destructor*, and there are body differences but, to see these, slide-mounted specimens need to be examined by an expert (Photos 5&6). There is also a difference in the length of the life cycle which is 1.5 times longer in *Aspidiotus rigidus*, and egg skins are laid in a crescent under half of the scale armour. The egg skins of *Aspidiotus destructor* are all around the scale (Photo 7).

Management

QUARANTINE

The narrow distribution of this scale requires biosecurity organisations to take precautions against its further spread. The FAO/IBPGR *Technical Guidelines for the Safe Movement of Coconut Germplasm* should be followed when imports of coconuts are made (see, (<http://www.biodiversityinternational.org/e-library/publications/detail/coconut/>)). It is particularly important that they are followed as the scale has a limited host range and there is no effective method of biological control.

NATURAL ENEMIES

The predatory beetles, *Chilocorus nigrita*, *Chilocorus melas* and *Telsimia nitida* have been found associated with coconut scales but, seemingly, not controlling outbreaks. Wasp parasitoids have been recorded in Indonesia (North Sulawesi), e.g., *Spanioterus crucifer*, *Aphytis chrysomphali*, and *Comperiella unifasciata*, but these appear to have little impact. It is possible, from studies in Bali, that *Encarsia citrina* attacks *Aspidiotus rigidus*. By contrast, the scale has been present in Java for some time without causing outbreaks. but it is not known if natural enemies are keeping it under control. It is possible that several predators and parasitoids are required to manage this pest.

Searches in Java are needed.

However, recent studies in the Philippines showed that a *Comperiella* species parasitises 65-90% of the *Aspidiotus rigidus*, and palms recovered where the parasitoid was present.

IPM - THE PHILIPPINES' APPROACH

The situation in the outbreak areas is not sufficiently clear to provide management options. Watson has reported that outbreaks in most, but not all, of the Philippines, end naturally after 2 years because of reduced production of offspring, and high mortality for reasons unknown.

Present recommendations of the Philippines Coconut Authority follow an IPM strategy which includes leaf pruning, insecticides - trunk injections and sprays - biocontrol agents, and fertilizer to hasten recovery. It remains to be seen if this cocktail of actions provides a practical solution. In the long-term, however, biological control is likely to be the only viable option.

The Fertilizer and Pesticide Authority has granted emergency use approval to Crop Guard (Chemrez Technologies), a product made from vegetable oil.

Recommendations provided for the coconut scale *Aspidiotus destructor* (see **Fact Sheet no. 104**) are as follows:

CULTURAL CONTROL

In the early stages of infestations, remove fronds colonised by the coconut scale, and check seedlings for scale infestations before planting.

RESISTANT VARIETIES

None known.

CHEMICAL CONTROL

Insecticides may be useful on young palms, but not those that are mature because the crowns are too high to reach. There is also the likelihood that insecticides will destroy predators and parasitoids and delay bringing about natural and sustained control of the coconut scale.

- If necessary to use an insecticide, use white oil (made from vegetable oils), soap solution, or horticultural oil (made from petroleum) (see **Fact Sheet no. 56**).
 - White oil:
 - 3 tablespoons (1/3 cup) cooking oil in 4 litres water.
 - ½ teaspoon detergent soap.
 - Shake well and use
 - Soap:
 - Use soap (pure soap, not detergent).
 - 5 tablespoons of soap in 4 litres water, **OR**
 - 2 tablespoons of dish washing liquid in 4 litres water.
- Commercial horticultural oil can also be used. White oil, soap and horticultural oil sprays work by blocking the breathing holes of insects causing suffocation and death. Spray the undersides of leaves; the oils must contact the insects. A second application of soap or oils may be necessary after 3-4 weeks.
- The addition of malathion is useful against scale insects, but it is likely to kill natural enemies. It is best avoided, if possible.
- Synthetic pyrethroid insecticides are likely to be effective against the crawlers - crawlers are the active nymphs that spread infestations, but they are difficult to see as they are so small. And synthetic pyrethroids are likely to kill natural enemies. They are best avoided, if possible.

and from *Aspidiotus rigidus* Purdue University (file:///Users/gray/Downloads/Aspidiotus%20rigidus_CPHST%20Pest%20Datashet%20(2).pdf). Photo 1-4 Merle Shepard/Gerald Carner, Clemson University, USA. Photos 5-7 Plant Pest Diagnostics Branch, California Department of Food & Agriculture, Sacramento, USA.

Produced with support from the Australian Centre for International Agricultural Research under project PC/2010/090: Strengthening integrated crop management research in the Pacific Islands in support of sustainable intensification of high-value crop production, implemented by the University of Queensland and the Secretariat of the Pacific Community.

This fact sheet is a part of the app *Pacific Pests and Pathogens*

The mobile application is available from the Google Play Store and Apple iTunes.



Android Edition



Apple iOS Edition



Copyright © 2017. All rights reserved.